

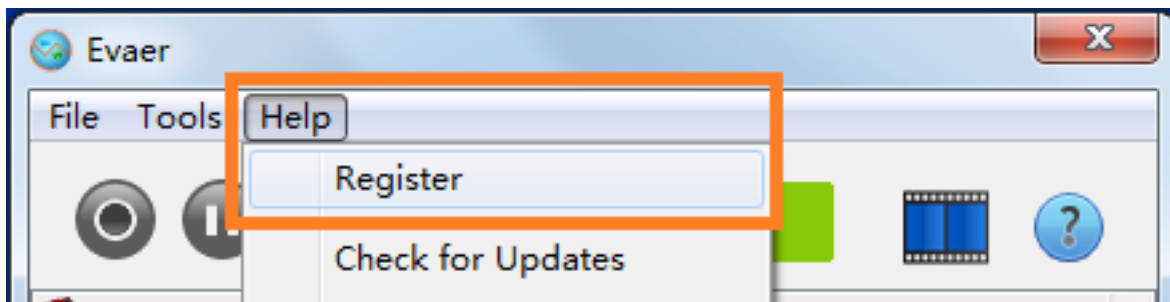
Licensing/Activation

How do I activate the license code after purchasing the full version?

How to enter the activation code:

You just need follow below two steps to activate the Evaer call recorder for Skype:

1). Please run Evaer, click Evaer software menu " **Help** --> **Register**".



2). Enter the license code as well as the email address under (2) "**Enter license code**", then "**Activate!**" button will become active. Click it, the code will be verified and if correct the software will be permanently registered to an unlimited license.

"Please Copy and Paste your Register Email and License Key into the two registration textbox fields"

Product Name: Evaer video call recorder for Skype license


Register Email: youremail@yourisp.com


License Key : 9CB1239UH-ACCEF51-BYLOV3F

Evaer Activation

You are in trial mode. You can record up to 5 minutes every time.

To active Evaer video recorder for Skype follow two simple steps below.

 [Click here to get a license code](#)

 Enter license code here

User Email

youremail@yourisp.com

License Key (XXX-XXX-XXX)

9CB1239UH-ACCEF51-BYLOV3F

Continue Trial

Activate

Unique solution ID: #1006

Author: Eva

Last update: 2013-10-11 15:26